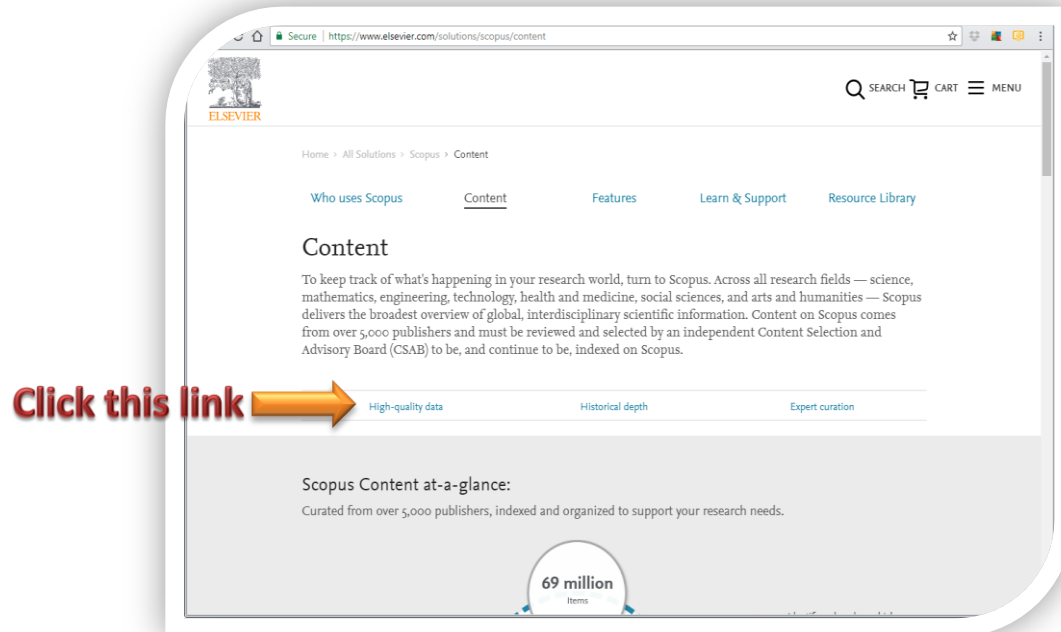
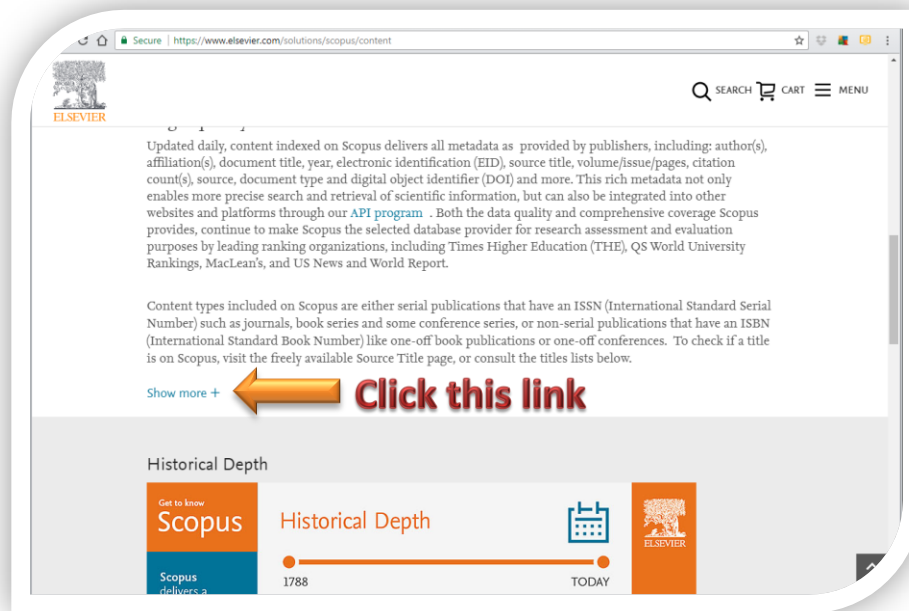


HOW TO DOWNLOAD SCOPUS SOURCE LIST FILE ?

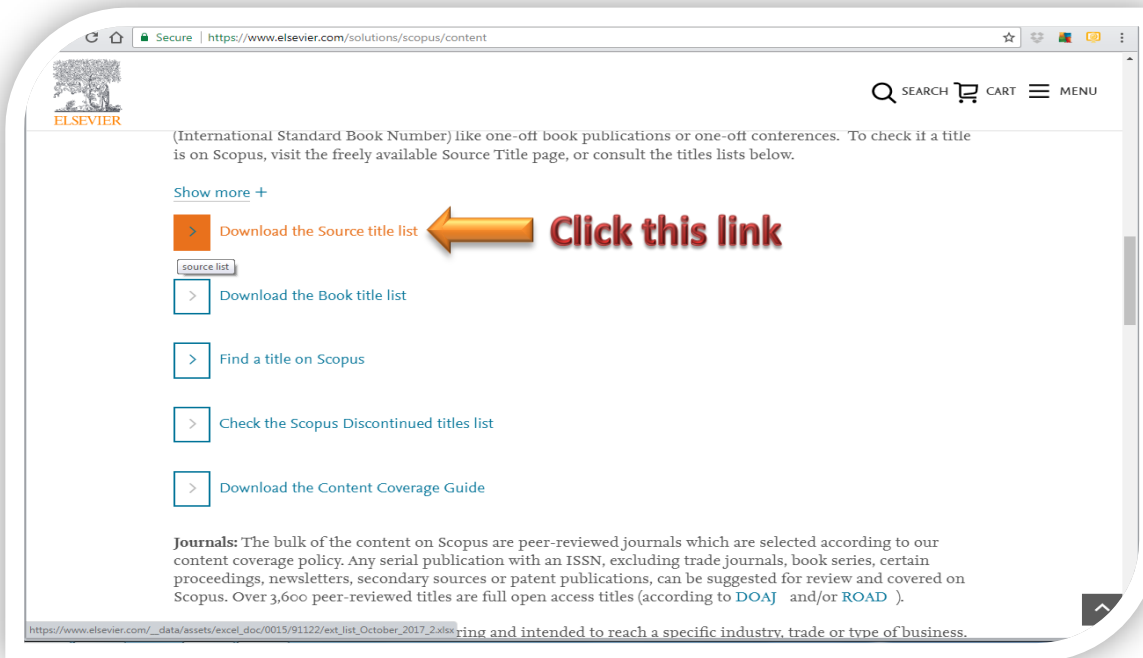
1. Go to <https://www.elsevier.com/solutions/scopus/content> and click link “High-quality data”.



2. Click link “Show more +”.



3. Click link “  Download the Source title list ”.



4. Scopus Source list download complete.

*Any inquiry,
kindly contact:

Research &
Corporate
Communication
Division
Perpustakaan
Sultanah Bahiyah
(+604-928 3607)

Or

Research and
Innovation
Management
Centre (RIMC),
UUM
(+604-928 4779)

The screenshot shows a Microsoft Excel spreadsheet titled "ext_list_October_2017_2.xlsx". The spreadsheet contains a list of Scopus sources with the following columns: Source record id, Source Title (with a note that titles in bold red do not meet Scopus quality criteria), Print ISSN, E-ISSN, Active/Inactive status, Coverage, Article language in source (three-letter ISO language codes), and various Scopus metrics for the years 2014, 2015, and 2016, including CiteScore, SJR, and SNIP. The table lists numerous journals and their associated ISSN numbers and Scopus metrics.