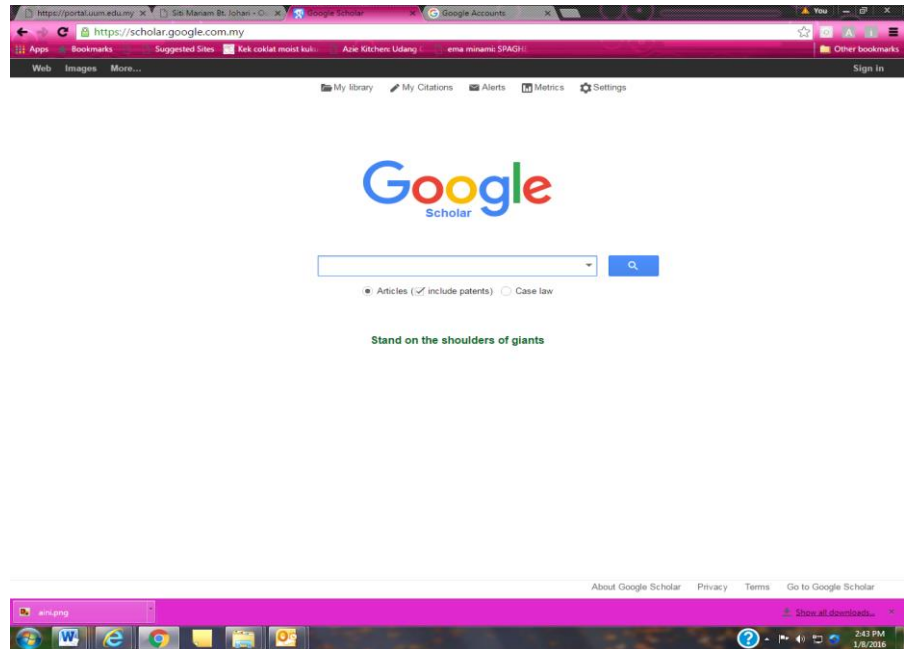


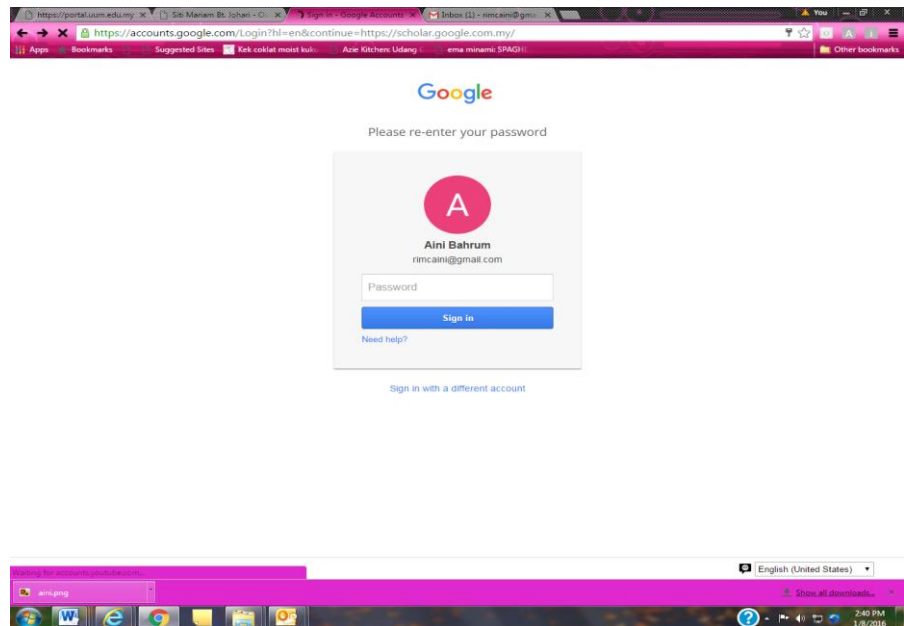
Tatacara Log In ke Google Scholar

1. Langkah pertama sila pastikan akaun gmail diwujudkan sekiranya tiada, sila *Sign Up* ke akaun gmail

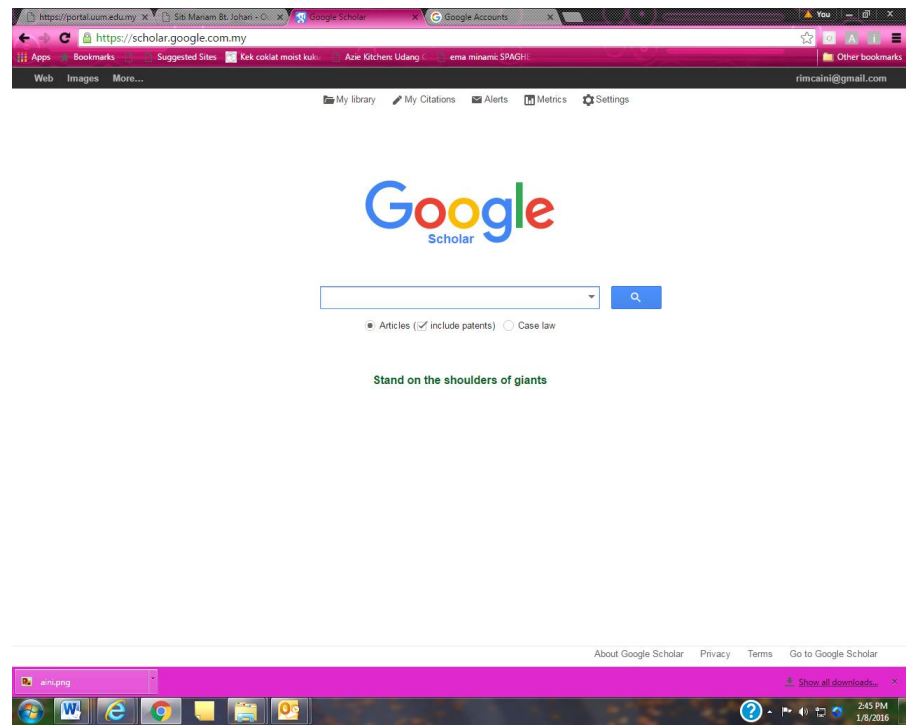
2. Langkah kedua pergi ke laman <https://scholar.google.com.my/>



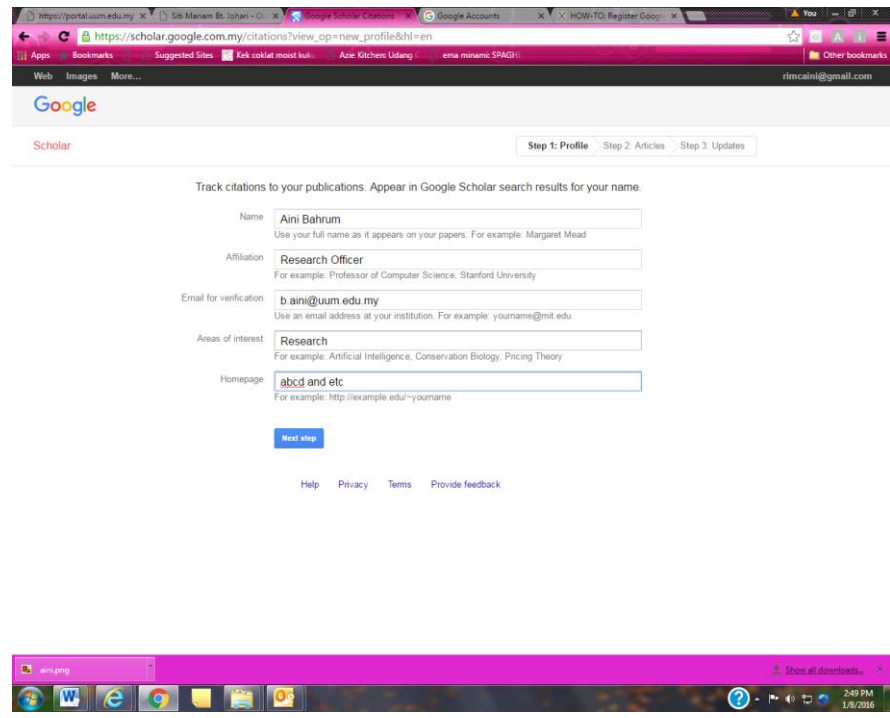
3. Langkah ketiga klik pada *Sign In* dan masukkan e-mel dan *password*



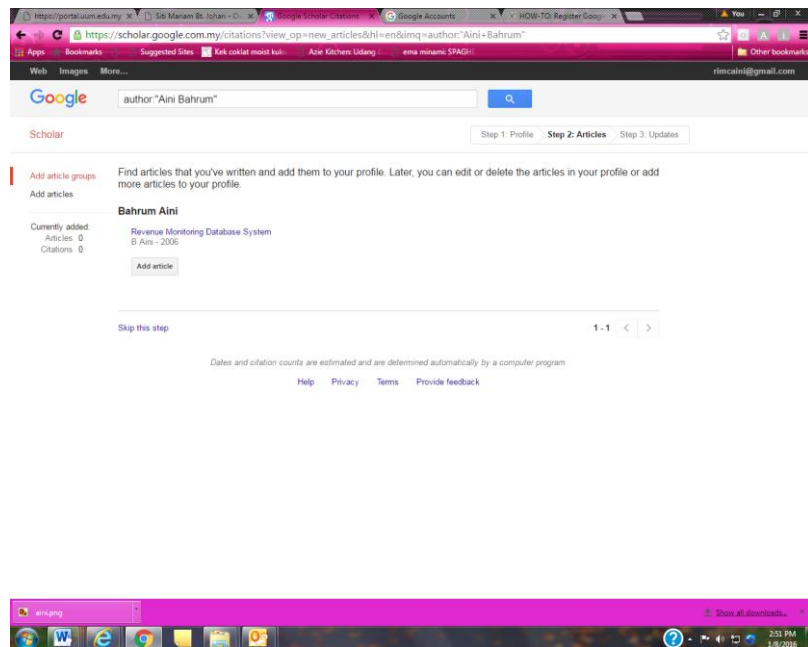
4. Langkah keempat beberapa Ikon akan dipaparkan pada laman sesawang utama *Google scholar* dan setiap Ikon perlu diisi



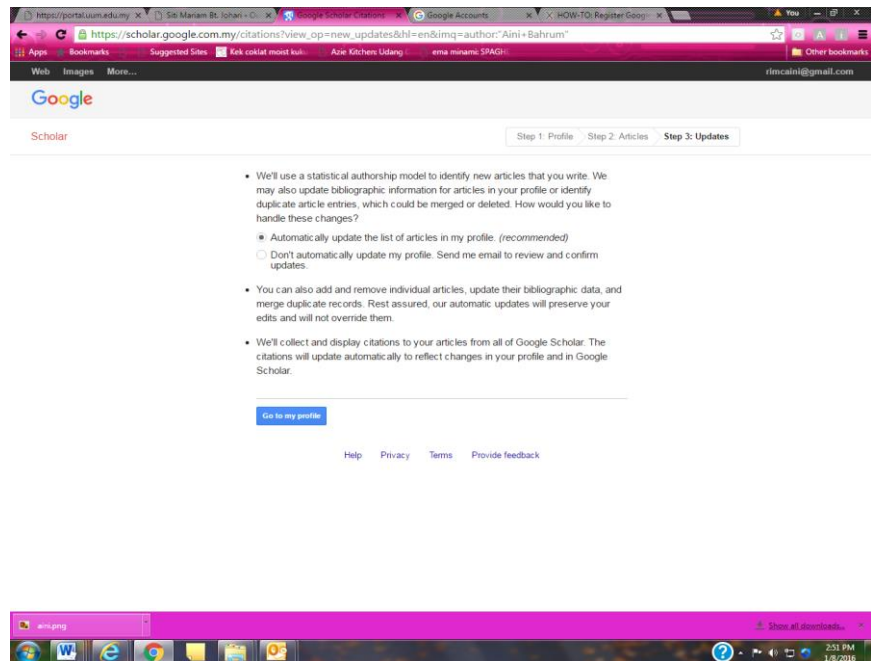
5. Langkah kelima isi semua maklumat yang diperlukan dan klik pada *Next Step*



6. Langkah keenam isi semua maklumat di bahagian *article*



7. Langkah terakhir ialah profil perlu dikemaskini setiap masa



8. Gunakan link yang diwarnakan biru dan *copy* link tersebut ke signature e-mel

The screenshot shows a Google Scholar profile for Aini Bahrum. The profile includes a blue graduation cap icon, the name 'Aini Bahrum', and the title 'Research Officer Pricing Theory'. It also displays an email address 'Email at uum.edu.my pending verification' and a note that the profile is public. Below the profile information, there is a table of publications. The table has columns for 'Title', 'Add', 'More', 'Cited by', and 'Year'. One publication is listed: 'Revenue Monitoring Database System' by B Aini, published in 2006 in Melaka, Malaysia. To the right of the profile, there is a 'Google Scholar' search bar and a table of 'Citation Indices' with columns for 'All' and 'Since 2011'. The citation indices table shows 0 citations, h-index, and i10-index for both categories. Below the table, it says 'No co-authors'. At the bottom of the page, there are links for 'Help', 'Privacy', 'Terms', 'Provide feedback', and 'My Citations'. The Windows taskbar at the bottom shows the time as 2:25 PM on 9/8/2016.

Citation Indices	All	Since 2011
Citations	0	0
h-index	0	0
i10-index	0	0

Title	Add	More	Cited by	Year
Revenue Monitoring Database System				2006