

PELAN STRATEGIK

PUBLICATION

AZHAM HUSSAIN
IPQ, UUM



Bilik Latihan SMMTC | 9.30 pagi

MyRA & MyMOHES

UI GREEN METRICS

- Thrust 1a** Research, Publication & Consultancy
- Thrust 1b** Academic
- Thrust 1c** Community Engagement

Thrust 1

Intellectual Enhancement & Internationalisation

Thrust 2

Human Capital Development & Talent Management

SETARA, NHEBP & JIM

TIMES HIGHER EDUCATION



Thrust 3

Holistic Student Development & Alumni Relations

Thrust 4

Financial & Sustainability

UNIVERSITY AGENDA

QS RANKING

Institutional Rankings



Subject Rankings

Top 100

- Business & management studies
- Accounting & finance
- Economics & econometrics
- Computer science & information systems

Top 200

- Communication & media studies
- Development studies
- Education
- English languages
- Law
- Mathematics
- Modern languages
- Linguistics
- Politics & international studies
- Hospitality & leisure management
- Social policy & administration
- Art & design
- Performing arts
- Psychology

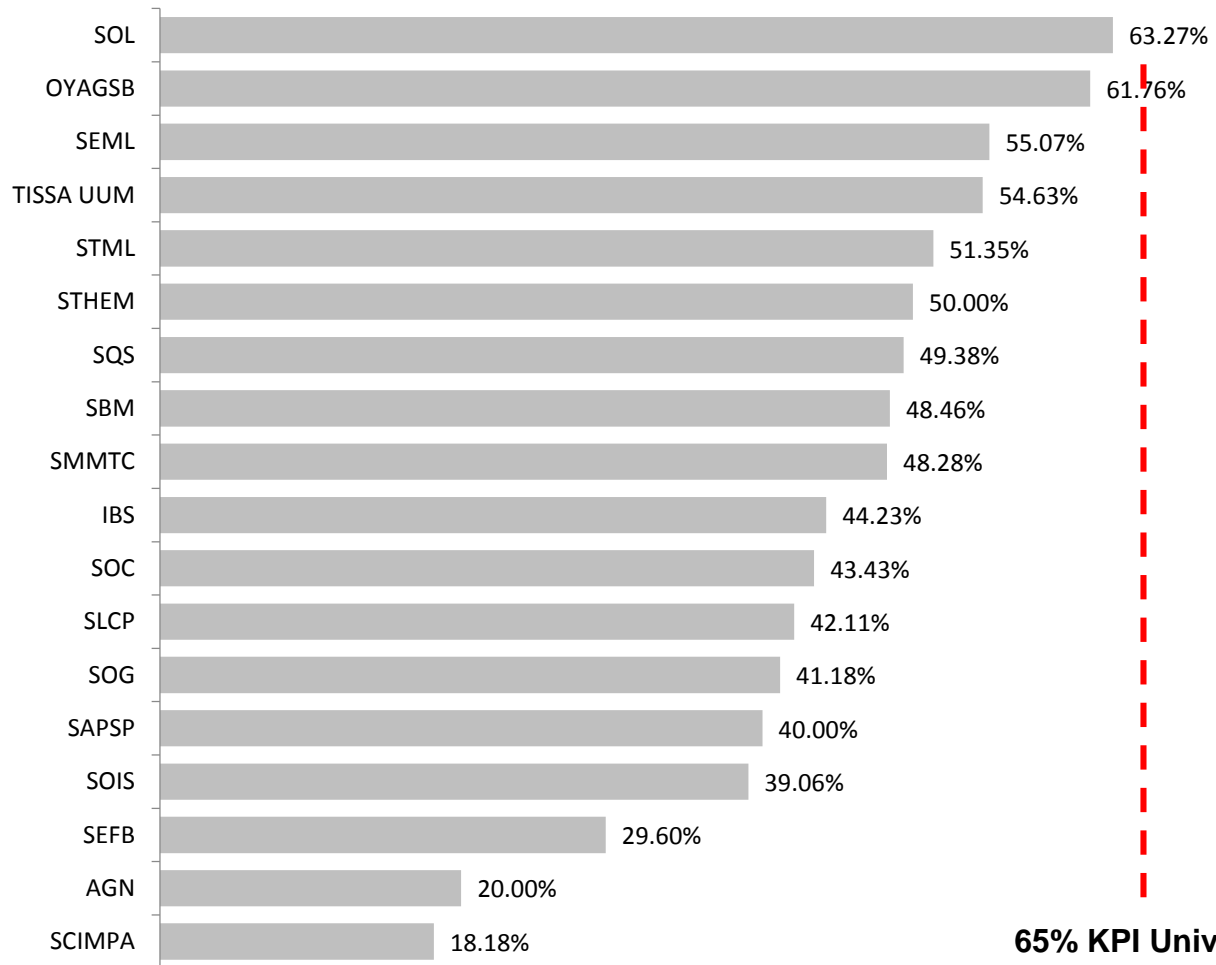
Current Standings For Institutional Rankings



World	591-600	801-1000	76
World below 50-year old	101-150	-	-
Asia	128	351+	19
Emerging Economies	-	201-250	-
Asia Pacific	-	251+	-
Asean	19	12	7
Malaysia	8	5	5
Malaysia (public universities)	6	5	5

	Survey data			Bibliometric data						Institutional data												
	Academic reputation (research)	Employer reputation	Teaching Reputation	Citations per faculty	Citations per paper	Citations Impact	Paper per faculty	International Co-authorship	H- Index	Students-faculty ratio	International faculty	Staff with PhD	International students	Inbound exchange students	Outbound exchange students	PhD awards per bachelor awards	PhD awards per academic staff	Institutional income	Research income	Research income from industry	Overall	
QS World	40	10		20						20	5		5									100
UUM Achievement	5.56	1.51		0.86						7.26	1.43		3.75									20.4
QS Asia	30	20			10		5	10		10	2.5	5	2.5	2.5								100
THE World	18		15			30	6	2.5		4.5	2.5		2.5			2.25	6	2.25	6	2.5	100	

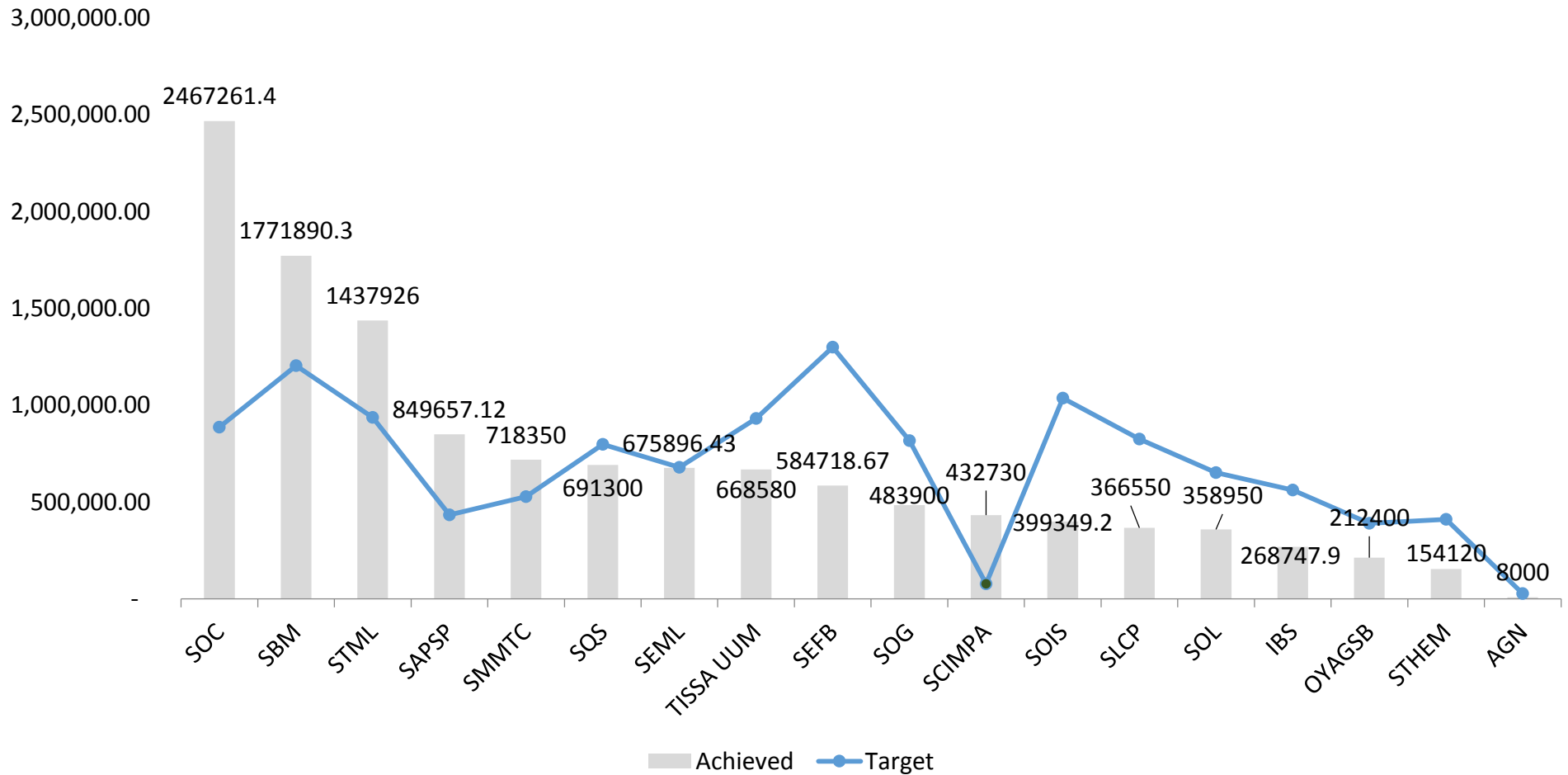
LEAD INVESTIGATOR BY SCHOOL



65% KPI Universiti

Target	753
Achieved	555

RESEARCH INCOME BY SCHOOL

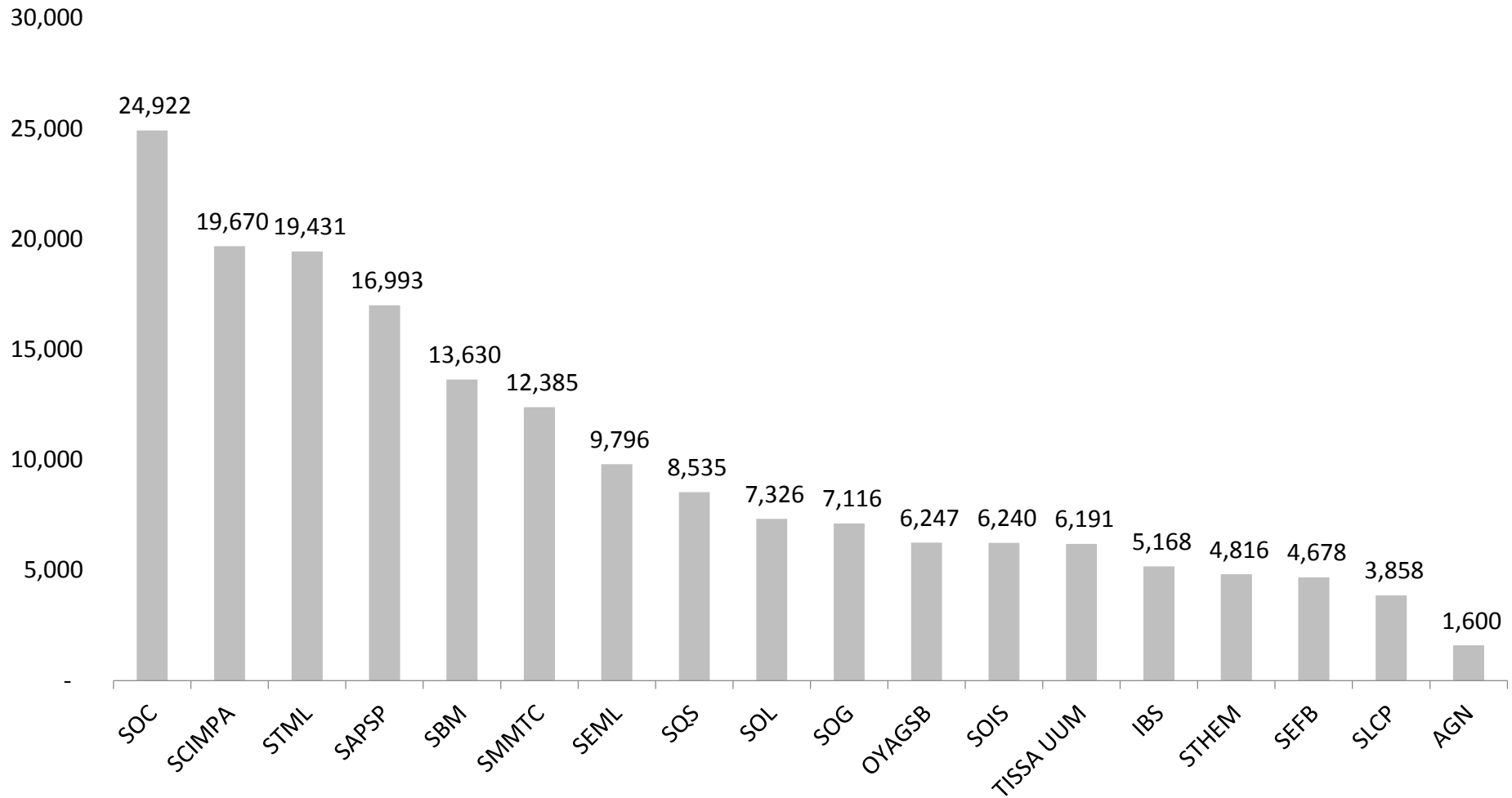


Target (RM)	Achieved (RM)
12,500,000.00	12,550,327.02

RESEARCH INCOME BY SCHOOL

PTJ	Target	Achieved	STAF	Income Per Staf
SOC	887,026.00	2,467,261.40	99	24,922
SBM	1,204,546.00	1,771,890.30	130	13,630
STML	937,289.00	1,437,926.00	74	19,431
SAPSP	434,086.00	849,657.12	50	16,993
SMMTC	528,059.00	718,350.00	58	12,385
SQS	798,523.00	691,300.00	81	8,535
SEML	679,888.00	675,896.43	69	9,796
TISSA UUM	931,679.00	668,580.00	108	6,191
SEFB	1,299,464.00	584,718.67	125	4,678
SOG	816,393.00	483,900.00	68	7,116
SCIMPA	77,382.00	432,730.00	22	19,670
SOIS	1,036,874.00	399,349.20	64	6,240
SLCP	825,445.00	366,550.00	95	3,858
SOL	652,304.00	358,950.00	49	7,326
IBS	562,055.00	268,747.90	52	5,168
OYAGSB	390,234.00	212,400.00	34	6,247
STHEM	411,028.00	154,120.00	32	4,816
AGN	27,725.00	8,000.00	5	1,600
Jumlah	12,500,000.00	12,550,327.02	1,215	178,601

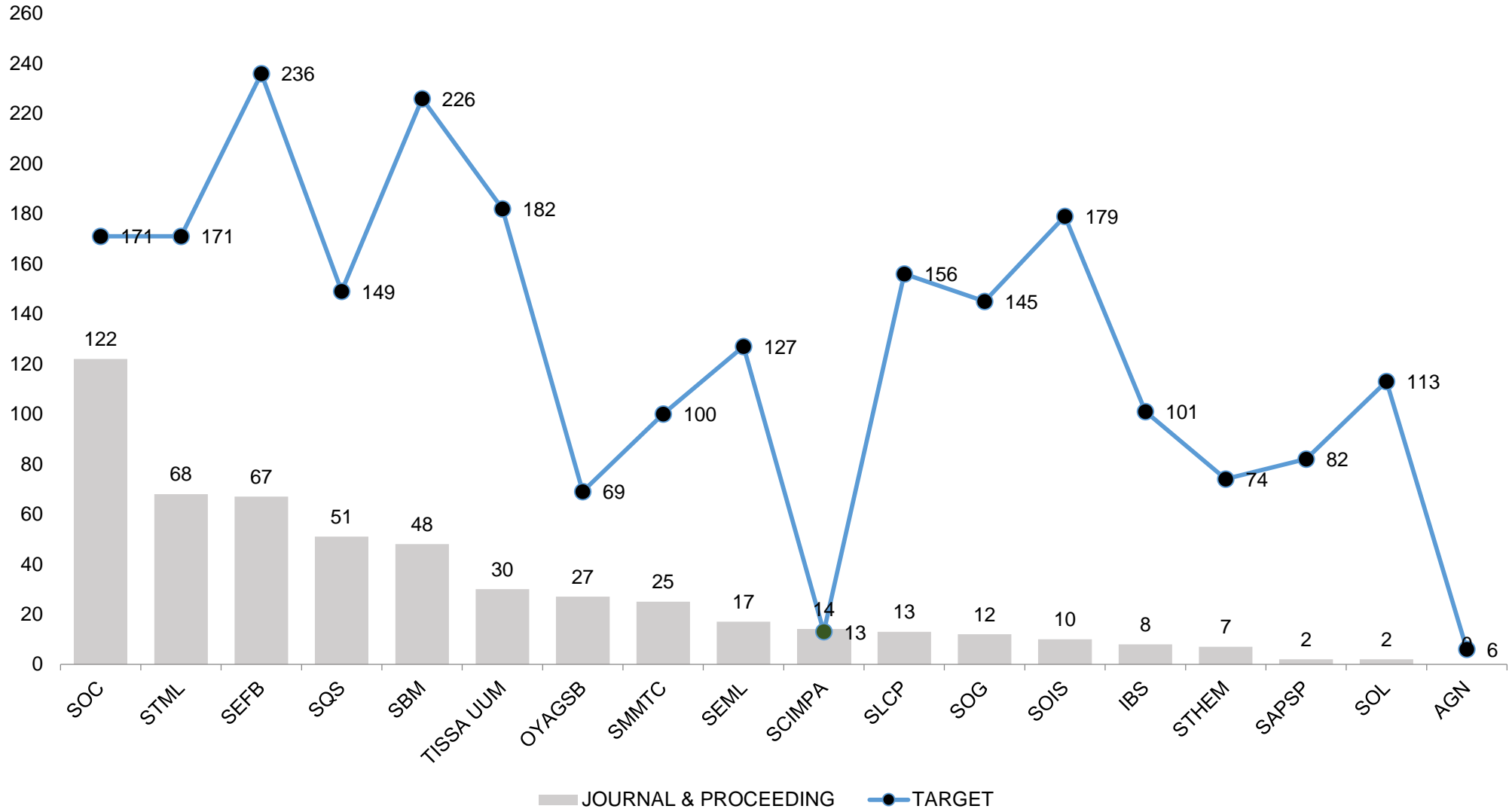
RESEARCH INCOME PER STAFF BY SCHOOL





DATA ANALYSIS : PUBLICATION

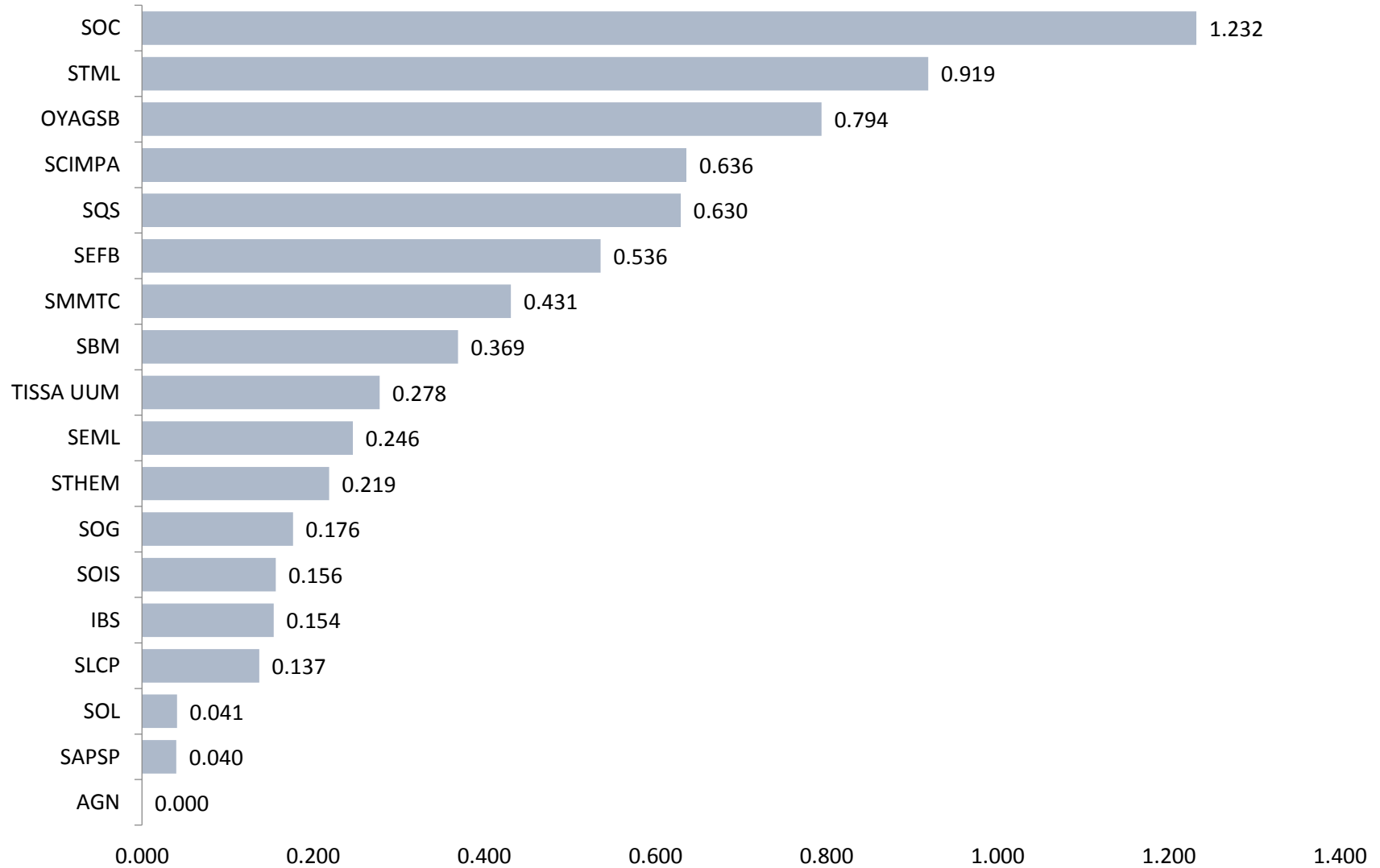
SCOPUS - JOURNAL ARTICLE & PROCEEDING PAPER



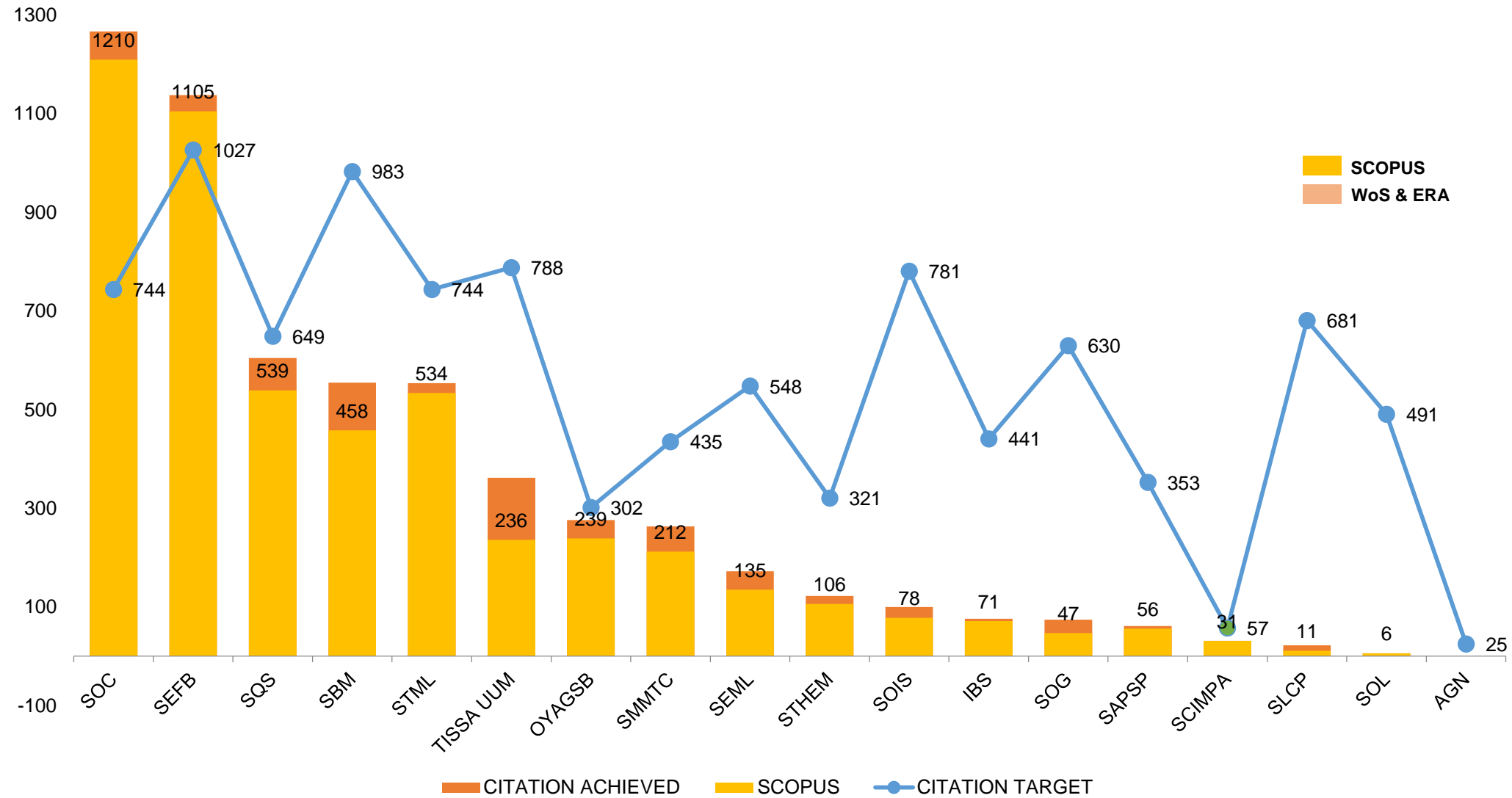
SCOPUS - JOURNAL ARTICLE & PROCEEDING PAPER

PTJ	KPI SCOPUS	PENCAPAIAN SCOPUS	KPI PROCEEDING	PENCAPAIAN PROCEEDING	TARGET	JOURNAL & PROCEEDING	Staf	Publication per staf
SOC	149	101	22	21	171	122	99	1.23
STML	149	64	22	4	171	68	74	0.92
SEFB	205	67	31	0	236	67	125	0.54
SQS	130	50	19	1	149	51	81	0.63
SBM	197	48	29	0	226	48	130	0.37
TISSA UUM	158	29	24	1	182	30	108	0.28
OYAGSB	60	27	9	0	69	27	34	0.79
SMMTC	87	24	13	1	100	25	58	0.43
SEML	110	17	17	0	127	17	69	0.25
SCIMPA	11	10	2	4	13	14	22	0.64
SLCP	136	13	20	0	156	13	95	0.14
SOG	126	12	19	0	145	12	68	0.18
SOIS	156	10	23	0	179	10	64	0.16
IBS	88	8	13	0	101	8	52	0.15
STHEM	64	7	10	0	74	7	32	0.22
SAPSP	71	2	11	0	82	2	50	0.04
SOL	98	2	15	0	113	2	49	0.04
AGN	5	0	1	0	6	0	5	0.00
Jumlah	2,000	491	300	32	2,300	523	1,215	6.99

SCOPUS PAPER PER STAFF BY SCHOOL



CUMULATIVE CITATION OF PUBLICATIONS (LAST 5 YEARS) 2018 ACHIEVEMENT



CUMULATIVE CITATION OF PUBLICATIONS (LAST 5 YEARS) 2018 ACHIEVEMENT

PTJ	CITATION TARGET	CITATION ACHIEVED	SCOPUS	WoS & ERA
SOC	744	1267	1210	57
SEFB	1027	1138	1105	33
SQS	649	605	539	66
SBM	983	555	458	97
STML	744	554	534	20
TISSA UUM	788	362	236	126
OYAGSB	302	276	239	37
SMMTC	435	263	212	51
SEML	548	172	135	37
STHEM	321	122	106	16
SOIS	781	100	78	22
IBS	441	76	71	5
SOG	630	74	47	27
SAPSP	353	61	56	5
SCIMPA	57	31	31	0
SLCP	681	22	11	11
SOL	491	6	6	0
AGN	25	0		0
Jumlah	10,000	5,684	5,074	610

